

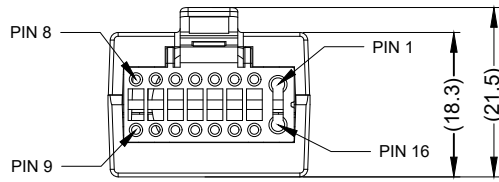
'VIEW A' CONNECTION MATRIX

PIN NUMBER	1	2	3	4	5	6	7	8	9	10	11	12	13	14	15	16
AV OUT	-	-	-	-	2	4	3	-	-	-	-	-	-	-	-	-
POWER	1	1	3	-	-	-	-	-	-	-	-	-	-	-	2	2
WIRE COLOUR	RED	RED	YELLOW	N.C	BLACK	CLEAR	WHITE	N.C	N.C	N.C	N.C	N.C	N.C	N.C	BLACK	BLACK
DESCRIPTION	12V / 24V	12V / 24V	IGNITION	N.C	GND	VIDEO	AUDIO	N.C	N.C	N.C	N.C	N.C	N.C	N.C	GND	GND

Revision Notes:

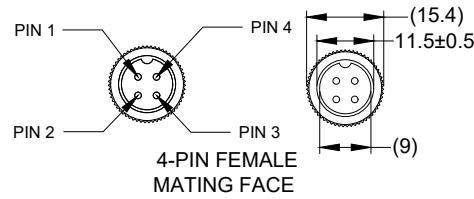
R1 - UPDATE CONNECTOR WITH NEW HOUSING SOLUTION. RELEASE VIA P1012 4G WI-FI RELEASE.				
APA: SOFIA ZHANG	Drawn: L. PILLAY	Checked: D. RICHARDSON	Approved: D. WALLIN	Date: 30/10/2017

VIEW A



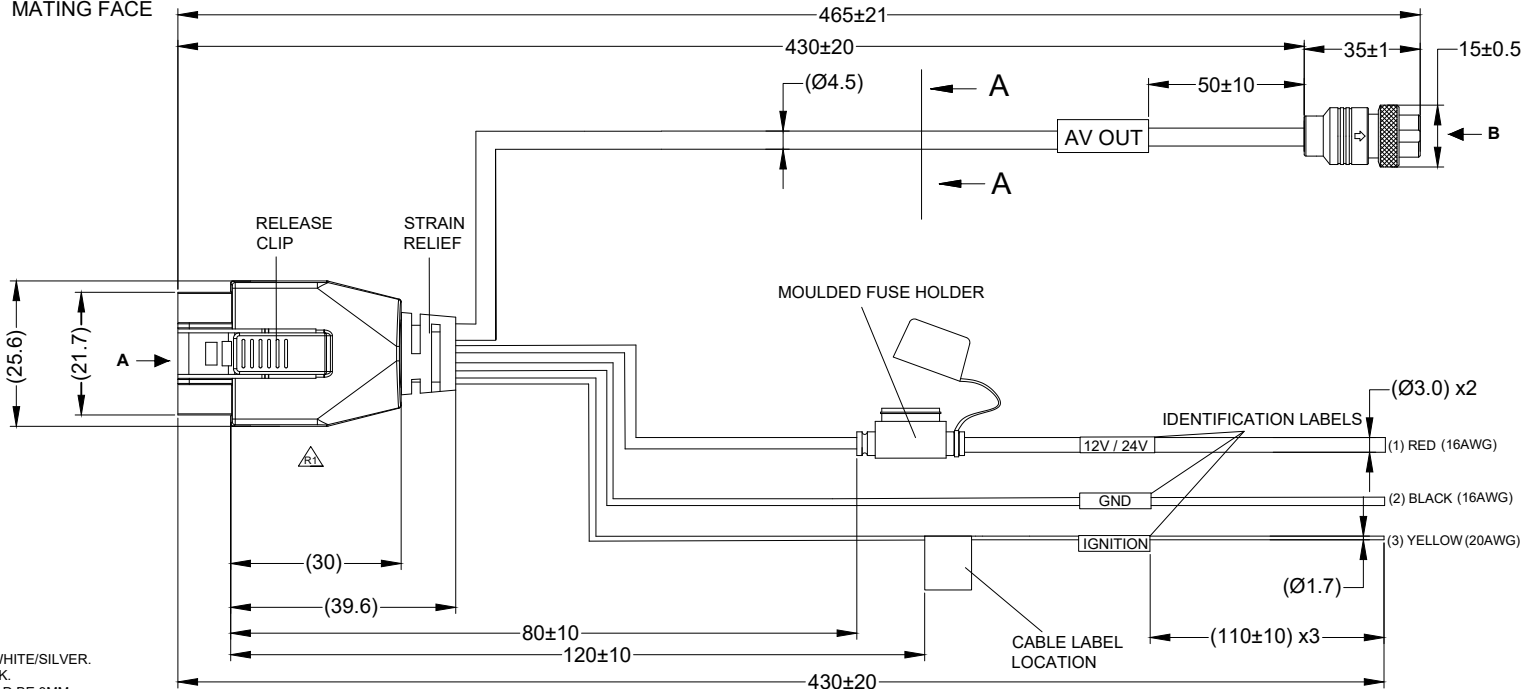
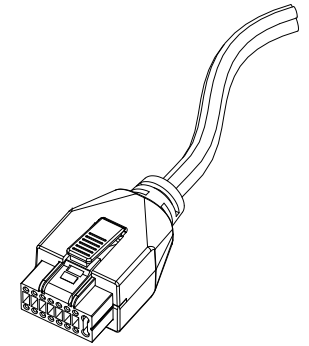
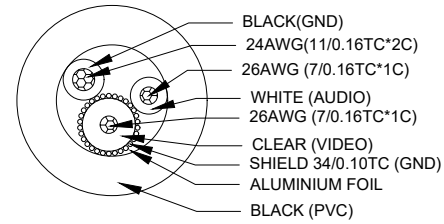
16-PIN FEMALE MATING FACE

VIEW B



4-PIN FEMALE MATING FACE

CABLE BUILDUP VIEW A-A



LABEL SPECIFICATIONS

- ALL LABELS SHOULD BE WHITE/SILVER.
- ALL INK SHOULD BE BLACK.
- ALL TEXT PRINTED SHOULD BE 3MM.

NOTES:

- REFERENCE INSTRUCTION GUIDE FOR FUNCTIONALITY.
- FOR LABEL AND PACKAGING INFORMATION REFER TO MASTER BOM.
- FUSE HOLDER MAY CHANGE ALTHOUGH FUNCTION AND RATING MUST REMAIN THE SAME.
- ANY CUSTOMER MODIFICATION OF THIS PRODUCT CAUSING SUBSEQUENT FAILURE IS NOT A LIABILITY OF BRIGADE ELECTRONICS GROUP PLC.
- TWO FUSES ARE PROVIDED, INSERT THE RELEVANT FUSE: 15A FUSE (12V) AND 7.5A FUSE (24V). REFER TO MASTER BOM FOR FURTHER DETAILS.

PROPRIETARY NOTICE

THIS DESIGN AND TECHNICAL INFORMATION APPEARING ON THIS DRAWING IS THE PROPERTY OF BRIGADE ELECTRONICS, AND IS DISCLOSED IN CONFIDENCE. IT IS NOT TO BE COPIED, REPRODUCED, REVEALED TO OR EXPROPRIATED BY OTHERS, EITHER IN WHOLE OR IN PART WITHOUT THE EXPRESS WRITTEN CONSENT OF BRIGADE ELECTRONICS.

BRIGADE
www.brigade-electronics.com

Assembly Pl Approval SOFIA ZHANG	Approved by B. JOHN	Checked by D. RICHARDSON	Drawn by L.PILLAY
Angle of Projection	Units mm	Scale N/A	Released 30/03/17
Third Angle	Status RELEASED	MDR-PWR-01	
	Part No 5141	BE-003415-01-16	